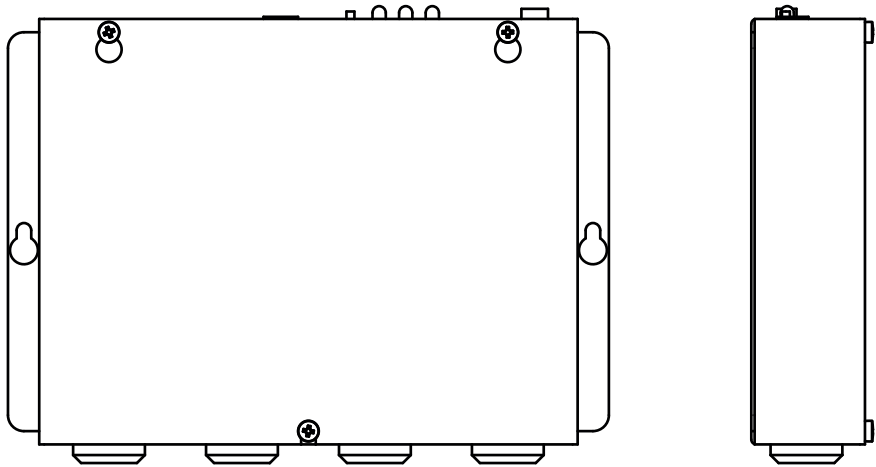


SafeLine FIRE manual



General information

This unit was built with state-of-the-art technology and to generally recognised safety related technical standards currently applicable. These installation instructions are to be followed by all people working with the unit, in both installation and maintenance.

It is extremely important that these installation instructions are made available at all times to the relevant technicians, engineers or servicing and maintenance personnel. The basis prerequisite for safe handling and trouble free operation of this system is a sound knowledge of the basic and special safety regulations concerning conveyor technology, and elevators in particular. The unit may only be used for its intended purpose. Note in particular that, no unauthorised changes or additions may be made inside the unit or individual components.

Exclusion of liability

The manufacturer is not liable with respect to the buyer of this product or to third parties for damage, loss, costs or work incurred as a result of accidents, misuse of the product, incorrect installation or illegal changes, repairs or additions. Claims under warranty are likewise excluded in such cases. The technical data is the latest available. The manufacturer accepts no liability arising from printing errors, mistakes or changes.

Declaration of conformity

Download "The declaration of conformity" at our website: www.safeline-group.com

Safety Precautions!

- Only trained professionals, who are authorised to work on the equipment, should install and configure this product.
- This quality product is dedicated for the lift industry. It has been designed and manufactured to be used for its specified purpose only. If it is to be used for any other purpose, SafeLine must be contacted in advance.
- It should not be modified or altered in any way, and should only be installed and configured strictly following the procedures described in this manual.
- All applicable health and safety requirements and equipment standards should be considered and strictly adhered to when installing and configuring this product.
- After installation and configuration this product and the operation of the equipment should be fully tested to ensure correct operation before the equipment is returned to normal use.

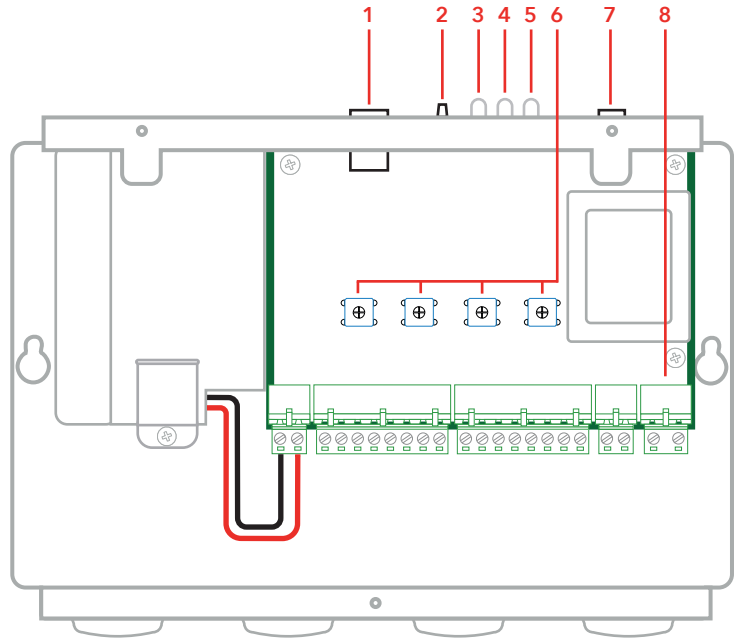
Electrical and electronic products may contain materials, parts and units that can be dangerous for the environment and human health. Please inform yourself about the local rules and disposal collection system for electrical and electronic products. The correct disposal of your old product will help to prevent negative consequences for the environment and human health.



Content

General information	2
Overview	4
Installation	5
Electrical diagram	5
LED	6
Declaration of Conformity	7

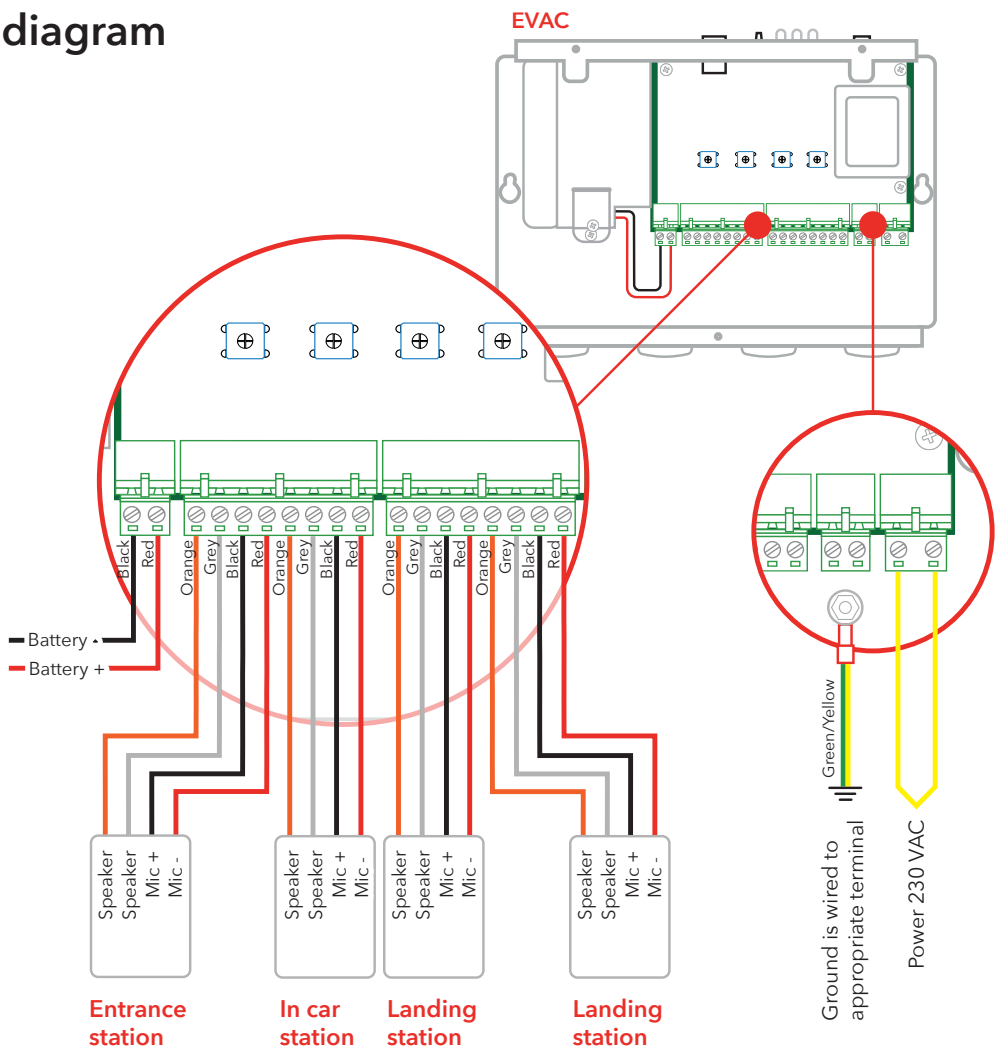
Overview



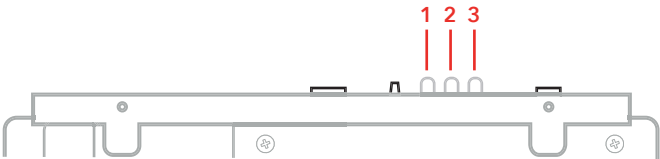
1. Service adaptor (not in use).
2. Reset-button.
3. LED indicating power.
4. LED indicating battery.
5. LED indicating communications.
6. Stations volume control.
7. Rs232 connection.
8. Power connector.

Installation

Electrical diagram



LED



1. Power



Power on



Power off

2. Battery



OK



Low



Fail

3. Communication



System is idle



System is active



PPT (Push to talk) button fail



PPT sending



PPT sending, one PTT button failed

EU Declaration of Conformity

Product: Intercom system with voice stations
Type / model: **Fire**
Article no: FIRE_MAIN, FIRE_REM1, FIRE_REM2, FIRE_REM2-BOARD,
FIRE_REM3, FIRE_REM3-BOARD, FIRE_REM3-REC
Manufacturer: SafeLine Sweden AB
Year: 2017

We herewith declare under our sole responsibility as manufacturer that the products referred to above complies with the following EC Directives:

Directives

Electro Magnetic Compatibility:	2014/30/EU
Low Voltage:	2014/35/EU
RoHS 2:	2011/65/EU

Standards applied

EN 81-20:2014	Lift: Safety & Technical requirements
EN 81-50:2014	Lift: Test and examination requirements
EN 81-72:2015	Lift: Firefighters lifts
EN 12015:2014	EMC: Emission, Electromagnetic compatibility
EN 12016:2013	EMC/Lifts: Immunity, Electromagnetic compatibility
EN 62368-1:2014/AC:2015	LVD: Information Technology Equipment
EN 50581:2012	RoHS: Technical doc. for assessment of restriction of RoHS.


Tyresö, 2017-04-07



Lars Gustafsson,
Head of Development, SafeLine Group

SafeLine Sweden AB
Antennvägen 10
SE-13548 Tyresö
Sweden

Tel: +46-(0)8-447 79 32
Fax: +46-(0)8-447 79 31
E-mail: info@safeline.se
Web: www.safeline.se

**SafeLine Headquarters**

Antennvägen 10 · 135 48 Tyresö · Sweden
Tel.: +46 (0)8 447 79 32 · info@safeline.se
Support: +46 (0)8 448 73 90

SafeLine Denmark

Vallensbækvej 20A, 2. th · 2605 Brøndby · Denmark
Tel.: +45 44 91 32 72 · info-dk@safeline.se

SafeLine Norway

Solbråveien 49 · 1383 Asker · Norway
Tel.: +47 94 14 14 49 · post@safeline.no

SafeLine Europe

Industrieterrein 1-8 · 3290 Diest · Belgium
Tel.: +32 (0)13 664 662 · info@safeline.eu
Support: +32 (0)4 85 89 08 95

SafeLine Deutschland GmbH

Kurzwannstraße 3 · D-68526 Ladenburg · Germany
Tel./Support: +49 (0)6203 840 60 03 · sld@safeline.eu

SafeLine Group UK

Unit 47 · Acorn Industrial Park · Crayford ·
Kent · DA1 4AL · United Kingdom
Tel.: +44 (0) 1322 52 13 96 · info@safeline-group.uk

SafeLine is a registered trademark of SafeLine Sweden AB. All other trademarks, service marks, registered trademarks, or registered service marks are the property of their respective owners.