


Inductive loop manual



Technical data

| | |
|---------------------------|-------------------|
| Article number: | *INDUCTION-LOOP |
| Connection length: | ~2 m |
| Cable cross section area: | 1 mm ² |
| Weight: | 337.7 g |

Teknisk data

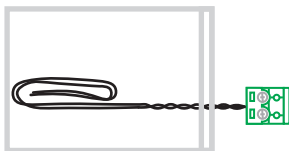
| | |
|-------------------|-------------------|
| Artikelnummer: | *INDUCTION-LOOP |
| Anslutningslängd: | ~2 m |
| Kabelarea: | 1 mm ² |
| Vikt: | 337,7 g |

SafeLine Inductive Loop

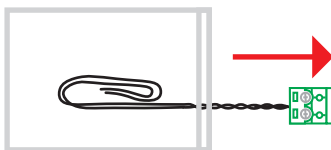
EN: In order to connect the hearing loop, please do the following:

SE: För anslutning av hörslingar, vänligen gör följande:

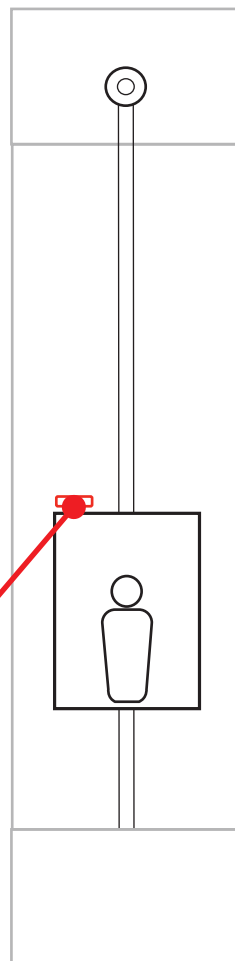
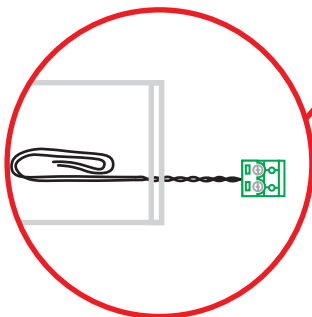
- 1. EN:** Open the bag.
SE: Öppna påsen.




- 2. EN:** Pull out the required length of the cable.
SE: Dra ut önskad längd på kabel.



- 3. EN:** Place the bag on the car's roof.
SE: Placera påsen på korgens tak.



- 4. EN:** Connect the cable to the HL1 or HL2.
SE: Anslut kabeln till HL1 eller HL2.



SafeLine Headquarters

Antennvägen 10 · 135 48 Tyresö · Sweden
Tel.: +46 (0)8 447 79 32 · info@safeline.se
Support: +46 (0)8 448 73 90

SafeLine Denmark

Vallensbækvej 20A, 2. th · 2605 Brøndby · Denmark
Tel.: +45 44 91 32 72 · info@safeline.dk

SafeLine Norway

Solbråveien 49 · 1383 Asker · Norway
Tel.: +47 94 14 14 49 · post@safeline.no

SafeLine Europe

Industrieweg 114 · 3980 Tessenderlo-Ham · Belgium
Tel.: +32 (0)13 664 662 · info@safeline.eu
Support: +32 (0)4 85 89 08 95

SafeLine Deutschland GmbH

Kurzgewannstraße 3 · D-68526 Ladenburg · Germany
Tel./Support: +49 (0)6203 840 60 03 · sld@safeline.eu

SafeLine Group UK

Unit 47 · Acorn Industrial Park · Crayford ·
Kent · DA1 4AL · United Kingdom
Tel.: +44 (0) 1322 52 13 96 · info@safeline-group.uk

SafeLine is a registered trademark of SafeLine Sweden AB. All other trademarks, service marks, registered trademarks, or registered service marks are the property of their respective owners.